




# MC405

## MINI CRAWLER CRANE

- 5 SECTION FULLY AUTOMATIC BOOM
- FLY JIB (optional)
- CONFINED AREA 3 POSITION OUTRIGGER SYSTEM
- RUBBER TRACKS
- 2 SPEED TRAVEL & CRANE FUNCTIONS
- 2 SPEED WINCH WITH HYDRAULIC DISC BRAKE



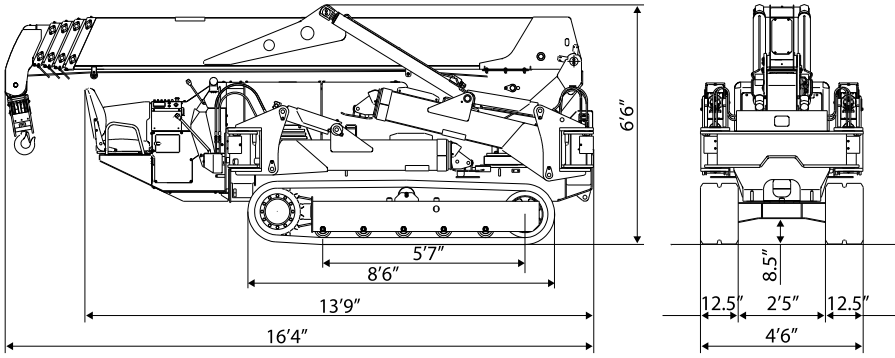
- PROGRAMMABLE CAPACITY MOMENT LIMITER
- ANTI TWO BLOCK, TILT SENSOR ALARM
- 360° SWING
- AUTOMATIC HOOK STOWAGE
- OPERATOR'S SEAT WITH CENTRALIZED CONTROLS
- REMOTE CONTROL
- 1/2/4 PARTS REEVING CAPACITY
- EPA COMPLIANT DIESEL ENGINE, DUAL POWER ELECTRIC MOTOR (optional)

Crane Model	MC405CRM(E)	
Maximum Capacity	8,480 lb., 1,140 lb. on Fly Jib	
Maximum Working Radius	52.4'	
Maximum Lifting Height	55.1', 67.9' w/ Fly Jib	
Hook Speed	33 ft./min [59 ft./min] 4 Part/4th Layer	
Single Line Speed	132 ft./min [236 ft./min] 4th Layer	
Hoist Rope	IWRC 6 x WS(26) 8mm x 311'	
Boom System	Type	Automatic 5 Section, Pentagonal Telescopic
	Length	15'6" - 54'0"
	Telescopic Stroke / Speed	38'5" / 54.2 sec [41.3 sec]
Fly Jib	Type	Single Length, Box Tube, 1 Point Sheave
	Length	14'9", Total Boom + Fly Jib - 68'9"
	Stowage	Swing Away, Side Stowed On Boom Base
Boom Hoist	Angle / Speed	0° - 80° / 24.5 sec [17 sec]
Swing	Radius / Speed	360° / 2.1 RPM [2.5 RPM]
Travel Crawler System	Drive	Hydraulic Motor, Stepless Speed Changer
	Travel Speed	0 - 2.05 mph
	Gradability	20° Design Limit
		15° Set Limit
	Ground Contact	5'7" Length, 12.5" Wide
Ground Pressure	7.27 PSI Diesel Model 7.45 PSI Electric Dual Power Model	
Engine	Type	Yanmar 3TNV88-BPMB 4 Cycle, 3 Cylinder, Water Cooled
	Rated Output	28.7 hp / 2400 min-1, 29.6 ps / 2400 RPM
	Fuel Tank	15.8 Gallon
Electric Motor (Dual Power)	Type	Totally Enclosed Fan Cooled Motor
	Size	7.5 kw, 4P, 230V, 3 phase, Inverter 30 hz - 60 hz
Remote Control	Standard	Cable Remote Control, Crane & Outrigger Operation, Graduated Micro Speed, Load & Rated Load LCD Display
Dimensions	Stowed LxWxH	L 16'4" x W 4'6" x H 6'6"
Net Weight	Diesel Model 12,400 lb.	
	Electric Dual Power +300 lb.	
	Fly Jib +330 lb.	
Optional Equipment	Dual Power Electric Motor, White Rubber Tracks, Single Part Ball/Hook, Fly Jib, Auxiliary Searcher Hook	

[ ] = high speed

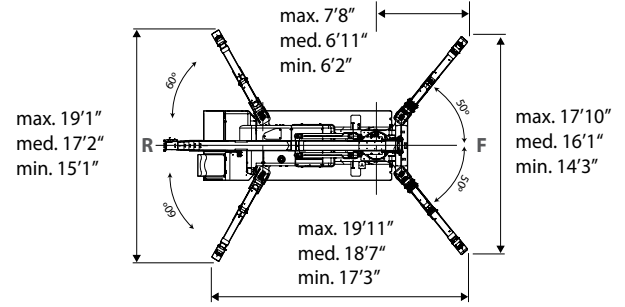
Courtesy of Machine.Market

## MACHINE DIMENSIONS



## OUTRIGGER DIMENSIONS

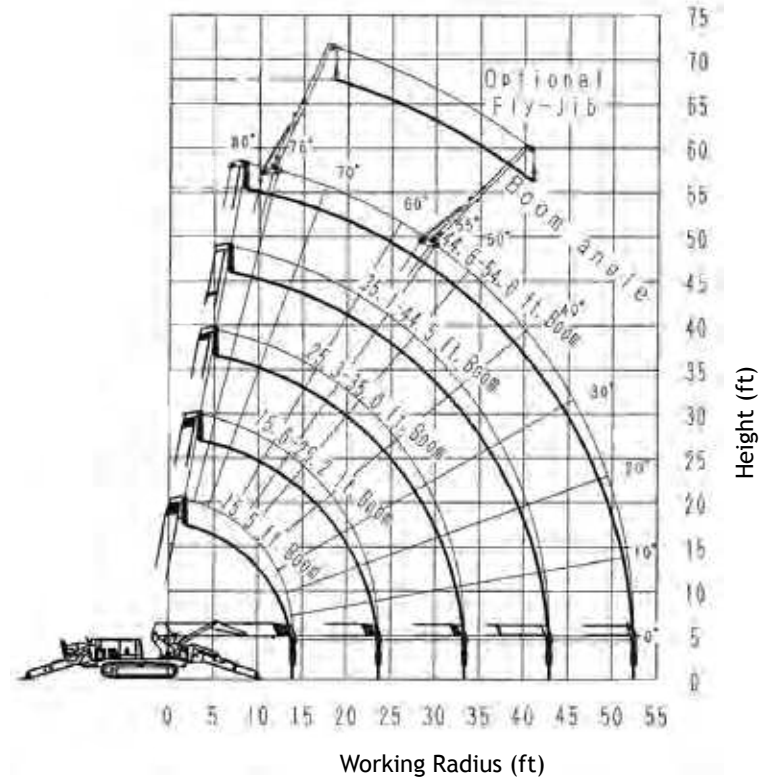
091411



### RATED TOTAL LOAD - MAXIMUM Outriggers, 4 Part Line

Boom Length	15.5 Ft.	15.6 - 25.2 Ft.	25.3 - 35.0 Ft.	35.1 - 44.5 Ft.	44.6 - 54.0 Ft.
Radius (Ft.)	Load (Lbs.)	Load (Lbs.)	Load (Lbs.)	Load (Lbs.)	Load (Lbs.)
≤ 8.5	8,480	8,480			
10.0	7,720	7,720	6,720		
11.5	6,710	6,710	6,710		
13.0	5,800	5,800	5,800	4,960	
14.5		5,220	5,220	4,400	2,530
16.5		4,490	4,490	3,830	2,510
20.0		3,680	3,680	3,080	2,010
23.5		3,000	3,000	2,590	1,680
26.0			2,570	2,330	1,490
30.0			1,900	2,060	1,350
33.0			1,390	1,850	1,240
36.0				1,570	1,120
40.0				1,170	980
42.5				1,010	880
45.5					760
49.0					620
52.4					500

### WORKING RANGE



### RATED TOTAL LOAD - MEDIUM Outriggers, 4 Part Line

Boom Length	15.5 Ft.	15.6 - 25.2 Ft.	25.3 - 35.0 Ft.	35.1 - 44.5 Ft.	44.6 - 54.0 Ft.
Radius (Ft.)	Load (Lbs.)	Load (Lbs.)	Load (Lbs.)	Load (Lbs.)	Load (Lbs.)
≤ 8.5	8,480	8,480			
10.0	7,720	7,720	6,720		
11.5	6,710	6,710	6,710		
13.0	5,800	5,800	5,800	4,960	
14.5		5,080	5,080	4,220	2,530
16.5		4,150	4,150	3,610	2,510
20.0		3,130	3,130	2,920	2,010
23.5		2,530	2,440	2,350	1,610
26.0			2,020	2,010	1,440
30.0			1,600	1,590	1,230
33.0			1,180	1,200	1,090
36.0				1,100	990
40.0				950	860
42.5				790	770
45.5					670
49.0					530
52.4					440

### RATED TOTAL LOAD - MINIMUM Outriggers, 4 Part Line

Boom Length	15.5 Ft.	15.6 - 25.2 Ft.	25.3 - 35.0 Ft.	35.1 - 44.5 Ft.	44.6 - 54.0 Ft.
Radius (Ft.)	Load (Lbs.)	Load (Lbs.)	Load (Lbs.)	Load (Lbs.)	Load (Lbs.)
≤ 8.5	8,480	8,480			
10.0	7,720	7,720	6,720		
11.5	6,710	6,710	6,710		
13.0	5,800	5,800	5,800	4,960	
14.5		4,890	4,890	4,220	2,530
16.5		3,710	3,710	3,600	2,510
20.0		2,590	2,580	2,570	1,950
23.5		1,840	1,930	1,820	1,580
26.0			1,670	1,560	1,240
30.0			1,270	1,210	1,020
33.0			960	980	960
36.0				880	860
40.0				800	750
42.5				730	660
45.5					580
49.0					470
52.4					370

### Rated Total Load - Fly Jib

Boom Angle	Load (Lbs.)
72° - 76°	1140
69°	920
66°	700
63°	550
60°	480
55°	370
< 55°	Prohibited

### Reach Below Grade

Four Part	67' max.
Two Part	138' max.
One Part	269' max.

The Rated Total Load is based on the actual working radius including boom deflection. Due to wire rope strength and other limitations, when using two part or single part hooks use the appropriate four part Rated Total Load Chart above but with maximum load of:

Two Part - 4,280 lb. Single Part - 2,200 lb.

This Rated Total Load Chart is supplied for reference only. Operator and all personnel must refer to the actual crane Rated Total Load Chart to determine allowable machine lifting and operating procedures. We are constantly improving our products and reserve the right to change design and specifications at any time. ASME B 30.5 2004. ISO 9001 compliant

Tel: (713) 715-1500  
Email: cranes@maedausa.com  
www.maedausa.com



USA - CANADA  
LATIN AMERICA

Courtesy of MachineMarket





# MAEDA MINI-CRAWLER CRANES Features & Options



**Moment Limiter Digital Load System**  
Standard - All Models



**Remote Control**  
Standard -  
All MC Models  
  
Radio Wireless  
Optional



**Electric Motor Power**  
Optional - All MC Models



**LPG Motor Power**  
Optional - MC285-2



**White Non-Marking Rubber Tracks**  
Optional - All MC and LC Models



**3 Sheave  
Block Hook**  
Standard - All Models

**Auxiliary Boom Tip Searcher Hook**  
Optional  
All MC Models

1,870 lb. (850kg)  
Max. Capacity

Pins at 3  
offset angles



**Fly Jib**  
Optional  
MC405 & LC785



**Overhaul Ball**  
Optional  
All Models



**Auxiliary Winch with Long Rope**

Optional - MC285-2

354 ft. (108m) Rope Length, 1,980 lb. (900kg)

Max. Capacity, 328 ft. (100m) Drop Below Grade



**Man Basket**

Optional - All MC Models

300 lb. (136kg) Payload Capacity



**Oktopus Remote Control Glass Lifter**

Optional - All MC Models

1,322 lb. (600kg) Max. Capacity

**Additional Items Available:** Exhaust Scrubbers, Wireless Remote, Custom Paint, Custom Trailers, Outrigger Mats, Covers

**Maeda USA**

Tel: (713) 715-1500

Email: cranes@maedausa.com

www.maedausa.com



**USA - CANADA  
LATIN AMERICA**